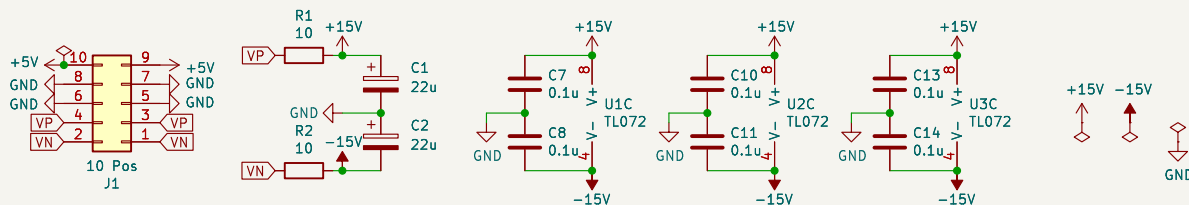
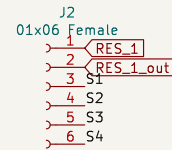
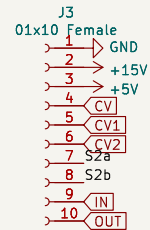
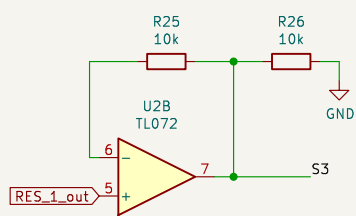


resistor R25 must be connected to inverting input



License CC BY 4.0 – Attribution 4.0 International

LPG design by Don Buchla  
schema for main circuit

Sheet: /  
File: main.kicad\_sch

**Title: tiefpass**

Size: A4 Date: 2021-08-15

KiCad E.D.A. 9.0.0

**Rev: R01**

Id: 1/1